



How to Draw

This lesson will teach how to draw a portrait of Flash, the beagle from the Bug Summer Series. This portrait is of Flash's head only, and then in future lessons, we will learn how to draw Flash's whole body in different positions while he is doing different things like catching a frisbee, or swimming in Lake Incentment!

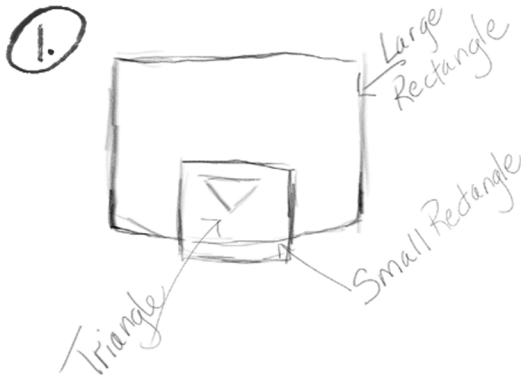
The first thing you need to do, is to gather your drawing materials. I drew Flash with pencil here, but you may use crayons, chalk, marker, or whatever supplies you like. You will also need some paper to work on. Get several sheets in case you need them, but don't forget, you can use the back of the paper too!



Now that all the basic features have been placed, begin to round out your shapes--no living thing is made of all straight lines and angles. Put curved lines in, add pupils for the eyes, and start to make Flash look like a real dog, not just a pile of blocks.



Continue "curving" Flash out, making him look more natural. Round out his nose as well, giving him nostrils to breathe through. You may also add a collar and dog tag. This is finally the time to use your eraser to remove all the angled lines and shapes you used to get to this point. Carefully erase everything you don't need. This is called "clean up".



Start with a large, blocky rectangle for Flash's head. Then, add a smaller rectangle for his muzzle, and a triangle for his nose.



Add two long rectangular shapes to either side of the head for Flash's ears. Place two angled lines under the head to indicate Flash's neck. And place two ovals in the large rectangle for Flash's eyes



Now, you are almost finished! If you like, you may add color to Flash at this time, using crayons or colored pencils, or markers. Or, you can shade in darker tones using small strokes with your pencil to fill in the darker parts of his fur, as well as his nose and eyes. To make the pencil strokes blend together, rub them with your fingertip or a cotton swab until it makes the gray tones very smooth and blended. When you are finished, don't forget to sign your portrait!